

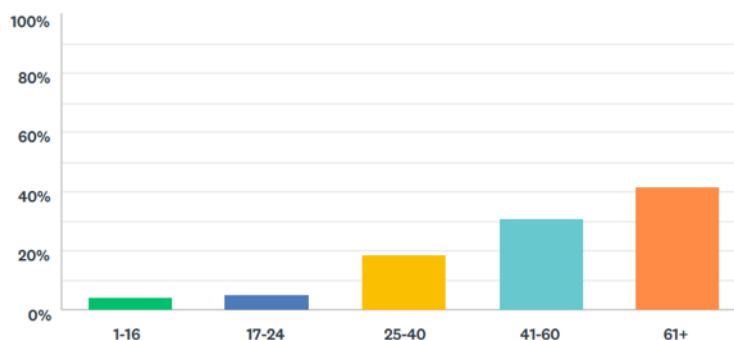
## Key Messages from the Village Facilities Questionnaire

1. Questionnaires were completed by 120 residents:  
village facilities

SurveyMonkey

### Q8 About You - Age Group

Answered: 114 Skipped: 6

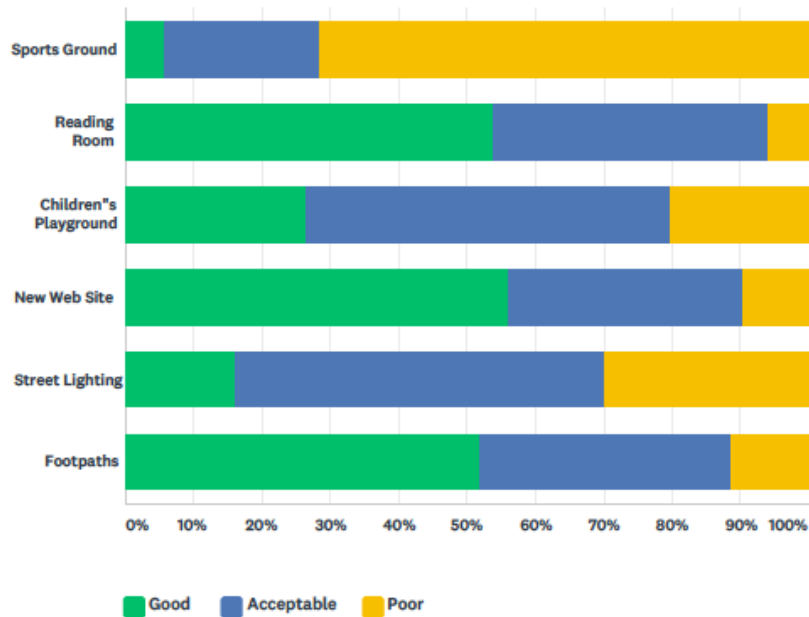


ANSWER CHOICES	RESPONSES	
1-16	4.39%	5
17-24	5.26%	6
25-40	18.42%	21
41-60	30.70%	35
61+	41.23%	47
TOTAL		114

2. Those under 25 appear to be under-represented, but their responses are in line with those of other age groups except that they are much more likely to regard the existing sporting facilities as “poor”.
3. Around a third of respondents had lived in Helmdon for less than 10 years, but some 45% were long established having been here more than 20 years (72 was the longest claimed). Length of residence did not seem to affect the key messages from the survey, although those who had been here the longest were more likely to express no view on the facilities for children and young people.
4. Existing Facilities There was a high level of agreement across all age groups that the existing sports facilities were “poor”. For Street Lighting half of respondents found it just “adequate”, while a third considered it “poor”. The existing children’s playground also attracted criticism with three quarters of respondents finding it “adequate or poor”. Later questions suggested this stemmed from the lack of availability during school hours and the limited facilities for pre-school children More than half of respondents found The Reading Room, the new web site and the footpaths to be “good”. Under 25’s, however were less keen on the Reading Room and the Footpaths and more enthusiastic about the new web site.

## Q1 How do you rate existing facilities?

Answered: 115 Skipped: 5



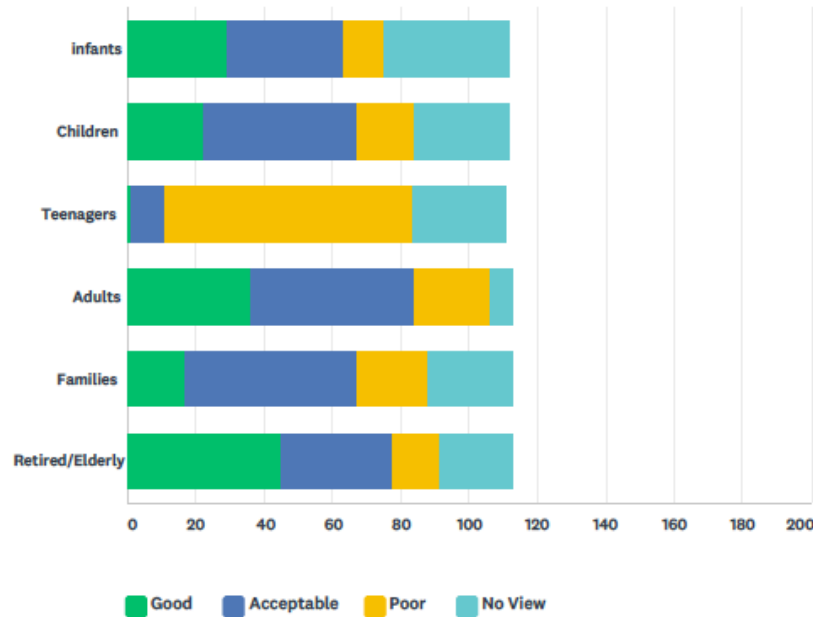
	GOOD	ACCEPTABLE	POOR	TOTAL	WEIGHTED AVERAGE
Sports Ground	5.66% 6	22.64% 24	71.70% 76	106	2.66
Reading Room	53.91% 62	40.00% 46	6.09% 7	115	1.52
Children's Playground	26.21% 27	53.40% 55	20.39% 21	103	1.94
New Web Site	55.88% 57	34.31% 35	9.80% 10	102	1.54
Street Lighting	15.93% 18	53.98% 61	30.09% 34	113	2.14
Footpaths	51.75% 59	36.84% 42	11.40% 13	114	1.60

5. Age Group Facilities. Facilities were not regarded by the majority as “good” for any age group, although those for adults and the elderly/retired were liked best. There was a strong feeling that facilities for teenagers were poor with seven out of eight people expressing a view rating them as such.
6. Missing Facilities. Respondents were asked to say what facilities they thought were missing, before they were directed to the specific suggestions on the second page. They spontaneously offered:
  - a. Better sports facilities
  - b. Better playground
  - c. Improved Village Hall
  - d. Bus services and
  - e. A Village Shop

These suggestions appeared in all age groups. The only difference being that in the “Under 61” age groups respondents also called for better parking.

## Q2 How do you rate facilities for the following groups?

Answered: 113 Skipped: 7



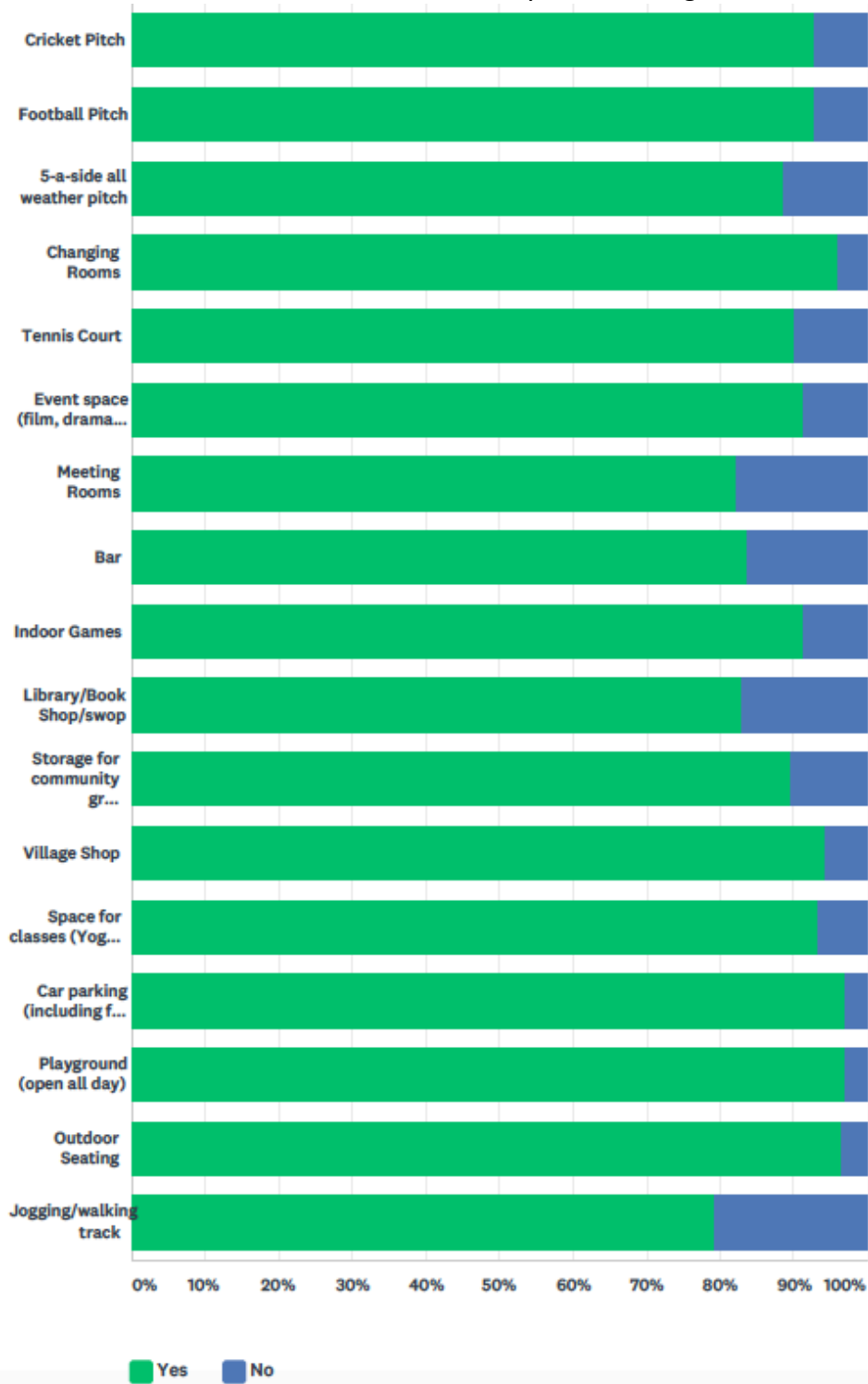
	GOOD	ACCEPTABLE	POOR	NO VIEW	TOTAL RESPONDENTS
infants	25.89% 29	30.36% 34	10.71% 12	33.04% 37	112
Children	19.64% 22	40.18% 45	15.18% 17	25.00% 28	112
Teenagers	0.90% 1	9.01% 10	64.86% 72	25.23% 28	111
Adults	31.86% 36	42.48% 48	19.47% 22	6.19% 7	113
Families	15.04% 17	44.25% 50	18.58% 21	22.12% 25	113
Retired/Elderly	39.82% 45	28.32% 32	12.39% 14	19.47% 22	113

## Q3 Are there missing facilities you think Helmdon needs?

play day facilities Decent better proper playground pub  
 Village Shop field shop young  
 sports facilities Bus service village hall parking  
 sports club school children

7. New Facilities There was overwhelming support (90%) for further investigation of the possibility of developing the land opposite the school. That was true for all age groups, except the under 25's although there were only 11 responses in that age group. Even so two thirds of them supported further work.
8. Specific additional facilities. Unsurprisingly when presented with a wish list of facilities to be included in any new development, people tended to tick that they wanted them all. All of the suggested facilities attracted at least 80% support and for some it was almost unanimous. Those with the least support were a walking track, a

bar, because of concern for the Pub, a library and meeting rooms



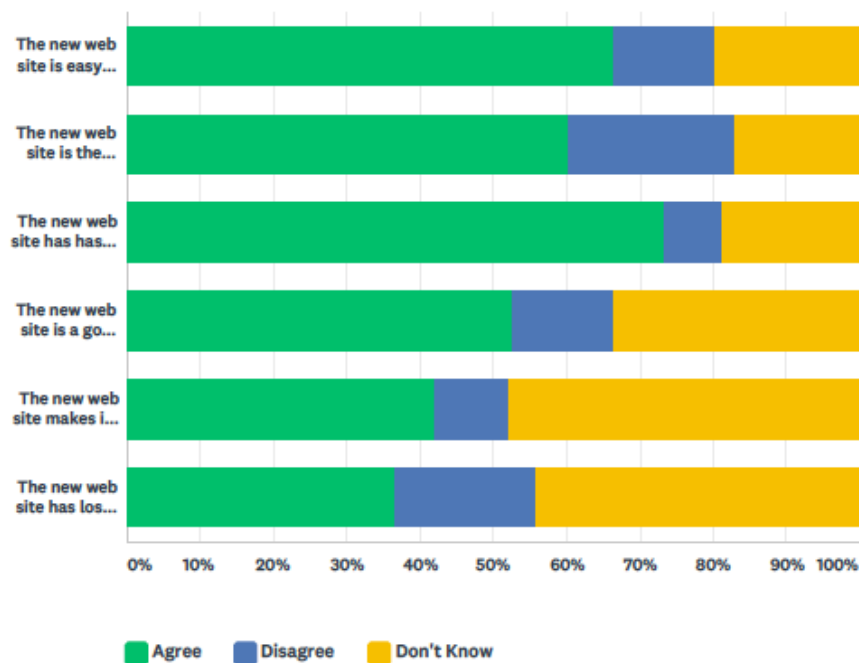
9. Additional Comments. Additional comments were left by 24 respondents. Issues raised included concern about the proposal for new houses alongside the development, concern about the impact on the Reading Room, and suggestions for additional activities: badminton, netball, BMX/skateboard, Gym (outdoor or indoor).

## New Village Web Site

10. Given how new the web site is, it is unsurprising that “Don’t know” was a common answer to the questions about it and this suggests a continuing need introduce people to the site and the opportunities it presents. For those people that did have views, however, they were generally positive.

### Q4 Have you seen the new village web site? Which of the following statements do you agree with?

Answered: 102 Skipped: 18



	AGREE	DISAGREE	DON'T KNOW	TOTAL	WEIGHTED AVERAGE
The new web site is easy to use	66.34% 67	13.86% 14	19.80% 20	101	1.53
The new web site is the best place to find out what is going on in Helmdon	60.00% 60	23.00% 23	17.00% 17	100	1.57
The new web site has has useful links to local and public services	73.27% 74	7.92% 8	18.81% 19	101	1.46
The new web site is a good way for local groups to stay in touch with their members	52.48% 53	13.86% 14	33.66% 34	101	1.81
The new web site makes it easy to report problems	42.00% 42	10.00% 10	48.00% 48	100	2.06
The new web site has lost useful features compared with the old web site	36.36% 36	19.19% 19	44.44% 44	99	2.08

11. Free form comments on how the new web site could be improved were only offered by 24 respondents. These tended to turn on a wish to get back to the format of the previous website, a desire for easier navigation and a proper link to village Facebook pages. The specific suggestions have been forwarded to the web masters.